TSX LEAD

EVOLVE ETFs

Evolve Future Leadership Fund

As at September 30, 2026

Enhanced Yield | Enhanced Yield+ | Cash Solutions | Technology | Traditional Fixed Income | Cryptocurrency

FUND DETAILS

ETF Ticker(s):
LEAD (CAD Hedged)
LEAD.B (CAD Unhedged)
LEAD.U (USD Unhedged)

Fund Total Net Assets:
$15.39M

Inception Date(s):
September 9, 2020
(LEAD, LEAD.B, LEAD.U)

Category: Equity

Sector: Broad

Number of Holdings: 40

Style: Active

Target Portfolio Coverage Ratio:
Up to 33%

Distribution Frequency:
Monthly

Registered Account Eligibility: Yes

Management Fee[1]:
0.75% for LEAD, LEAD.B, LEAD.U

NAV Per Unit:
$21.96 (LEAD)
$25.09 (LEAD.B)
$22.91 (LEAD.U)

[1] Plus applicable sales taxes.

FUND DESCRIPTION

LEAD invests in innovative, global companies selected for their potential to become future industry leaders, while using an active covered call strategy to generate enhanced income and help reduce volatility.

Exposure to leading global companies

Active covered call strategy

Monthly distributions

No leverage

Trailing 12-Month Yield[2]	Last Distribution Per Unit
11.47%	$0.21000
As at September 30, 2026	As at September 30, 2026

[2] Trailing 12-month yield represents the yield an investor would have received if they held the fund over the past twelve months, based on the Net Asset Value (NAV) as at September 30, 2026. It is calculated as the sum of all the regular distribution amounts over the past twelve months, and then divided by the NAV calculated on September 30, 2026.

GROWTH OF $10K FOR LEAD (CAD Hedged)

Source: Evolve ETFs, as at September 30, 2026. Performance since inception of LEAD on September 9, 2020. For illustrative purposes only.

The "Growth of $10K" chart shows the total return, including reinvested distributions, of a hypothetical $10,000 investment in securities in this class/series of the fund as at the end of the investment period indicated and is not intended to reflect future values or returns on investment in such securities.

PERFORMANCE (%)

Total Returns	1M	YTD	1Y	3Y	5Y	SI[3]
LEAD (CAD Hedged)	0.88	6.50	3.69	23.71	7.88	10.02
LEAD.B (CAD Unhedged)	3.23	10.95	6.82	26.95	10.98	12.10
LEAD.U (USD Unhedged)	0.53	7.00	4.47	24.96	8.41	10.69

Source: Evolve ETFs, as at September 30, 2026. [3] Performance since inception of LEAD, LEAD.B and LEAD.U on September 9, 2020.

TSX LEAD

Evolve Future Leadership Fund

As at September 30, 2026

WHY INVEST IN LEAD?

- Invests in companies with long-term growth and leadership potential over the next 10 to 15 years
- Diversified sector exposure anchored by key structural growth trends
- Enhanced, tax-efficient income through an active covered call strategy

NAVS AND DISTRIBUTIONS SINCE INCEPTION

For LEAD (CAD Hedged)

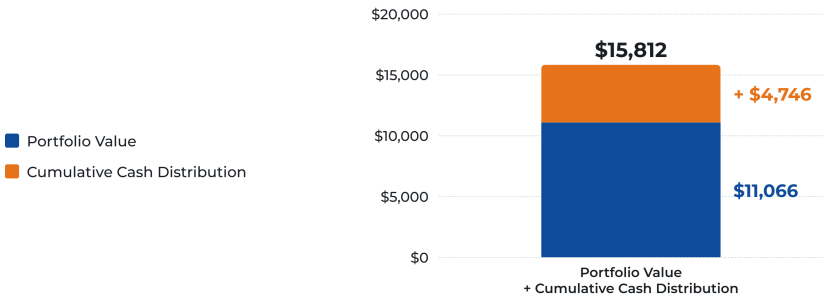

Source: Evolve ETFs, as at September 30, 2026. Performance since inception of LEAD on September 9, 2020. For illustrative purposes only.

This chart represents a hypothetical investment of $10,000 CAD in securities in this class/series of the fund as at the end of the investment period indicated and assumes distributions paid by the fund are not reinvested. This chart is not intended to reflect future values or returns on investment in such securities.

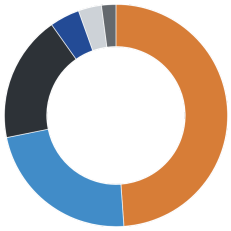

SECTOR ALLOCATION

Name	Weight[4]
Technology	48.86%
Finance	22.94%
Healthcare	18.40%
Entertainment	4.33%
Communications	3.36%
Funds	2.09%

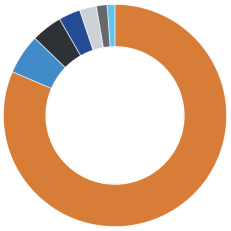

GEOGRAPHIC ALLOCATION

Name	Weight[4]
United States	81.42%
Global	5.81%
Canada	4.48%
Taiwan	3.14%
Switzerland	2.45%
Denmark	1.56%
Sweden	1.12%

TOP 10 HOLDINGS

	Name	Weight[4]
1	Strategy Inc	4.74%
2	Zscaler Inc	4.51%
3	Circle Internet Group Inc	3.92%
4	Crowdstrike Holdings Inc	3.64%
5	Advanced Micro Devices Inc	3.43%
6	Coinbase Global Inc	3.42%
7	Space Exploration Technologies Corp	3.37%
8	Microsoft Corp	3.24%
9	Intuitive Surgical Inc	3.23%
10	Taiwan Semiconductor Manufacturing Co Ltd	3.16%

[4] Percentages may not add up to 100% due to rounding.

TSX LEAD

Evolve Future Leadership Fund

As at September 30, 2026

OUR PRODUCT LINE-UP

Enhanced Yield
Steady income with covered calls.

Enhanced Yield+
High income with covered calls and modest leverage.

Cash Solutions
Preserve capital and earn competitive income on your cash.

Technology
Exposure to innovative technology leaders driving global growth.

Traditional Fixed Income
Designed to provide stable income and capital preservation.

Cryptocurrency
Direct access to leading cryptocurrencies.

ABOUT EVOLVE ETFS

With over $10 billion in assets under management, Evolve specializes in bringing innovative ETFs to Canadian investors. Evolve's suite of ETFs provides investors with access to: (i) index-based income strategies; (ii) long term investment themes; and (iii) some of the world's leading investment managers.

Our team at Evolve is made up of industry veterans with deep experience and proven track records in asset management. Our goal is to bring differentiated investment solutions to Canadians, including partnerships with leading global investment managers, as well as facilitating investments encompassing topics that intersect in Canadians' daily lives. Evolve creates investment products that make a difference.

The world is evolving — your investments should too.

Evolve Funds Group Inc. is the investment fund manager and portfolio manager. Evolve Future Leadership Fund ("LEAD") is offered by Evolve Funds Group Inc., and distributed through authorized dealers.

The information contained herein is a general description and is not intended to be specific investment advice to any particular investor nor intended to be investment or tax advice. You should not act or rely on the information contained herein without seeking the advice of an appropriate professional advisor. The information contained herein is intended for informational purposes as a summary only, does not constitute an offer to sell any securities or a legally binding obligation, it is qualified entirely by, and should be read in conjunction with, the more detailed information appearing in the prospectuses found on the Evolve Funds Group Inc website at https://evolveetfs.com/

Leverage increases risk.

The unpredictable nature of the cryptoassets can lead to loss of funds.

Commissions, management fees and expenses all may be associated with exchange traded funds (ETFs). Please read the prospectus before investing. The indicated rates of return are the historical annual compound total returns net of fees (except for figures of one year or less, which are simple total returns) including changes in unit value and reinvestment of all distributions and do not take into account sales, redemption, distribution or optional charges or income taxes payable by any securityholder that would have reduced returns. ETFs are not guaranteed, their values change frequently and past performance may not be repeated.

The rates of return shown in the table are used only to illustrate the effects of the compound growth rate and is not intended to reflect future values of the ETF or returns on investment in the ETF.

Certain statements contained herein are forward-looking. Forward-looking statements ("FLS") are statements that are predictive in nature, depend upon or refer to future events or conditions, or that include words such as "may," "will," "should," "could," "expect," "anticipate," "intend," "plan," "believe," or "estimate," or other similar expressions. Statements that look forward in time or include anything other than historical information are subject to risks and uncertainties, and actual results, actions or events could differ materially from those set forth in the FLS. FLS are not guarantees of future performance and are by their nature based on numerous assumptions. Although the FLS contained herein are based upon what Evolve Funds Group Inc. and the portfolio manager believe to be reasonable assumptions, neither Evolve Funds Group Inc. nor the portfolio manager can assure that actual results will be consistent with these FLS. The reader is cautioned to consider the FLS carefully and not to place undue reliance on FLS. Unless required by applicable law, it is not undertaken, and specifically disclaimed that there is any intention or obligation to update or revise FLS, whether as a result of new information, future events or otherwise.

Evolve ETFs

TD Place, 161 Bay Street, Suite 1210, Toronto ON M5J 2S1

416.214.4884 | 1.844.370.4884 | www.evolveetfs.com

EVOLVE ETFs