TSX QQQT

EVOLVE ETFs

Evolve NASDAQ Technology Index Fund

As at September 30, 2026

Enhanced Yield | Enhanced Yield+ | Cash Solutions | Technology | Traditional Fixed Income | Cryptocurrency

FUND DETAILS

ETF Ticker(s):
QQQT (CAD Hedged)
QQQT.B (CAD Unhedged)
QQQT.U (USD Unhedged)

Mutual Fund Fundserv Code(s):
EVF921 – Class A (CAD Hedged)
EVF920 – Class F (CAD Hedged)

Fund Total Net Assets:
$201.52M

Inception Date(s):
July 11, 2023
(QQQT, QQQT.B, QQQT.U)
June 5, 2024 (EVF921, EVF920)

Category: Equity

Sector: Technology

Number of Holdings: 47

Style: Index-based

Distribution Frequency:
Quarterly

Index:
Nasdaq-100 Technology Sector Adjusted Market-Cap Weighted™ Index

Rebalancing Schedule:
Quarterly

Weighting:
Adjusted Market-Cap Weighted

Registered Account Eligibility: Yes

Management Fee[1]:
0.25% for QQQT, QQQT.B, QQQT.U
1.25% for EVF921 – Class A
0.25% for EVF920 – Class F

NAV Per Unit:
$53.45 (QQQT) $37.05 (EVF921)
$60.45 (QQQT.B) $37.57 (EVF920)
$56.19 (QQQT.U)

[1] Plus applicable sales taxes.

[2] Source: Nasdaq-100 Technology Sector Adjusted Market-Cap Weighted™ Index, as at September 30, 2026.

FUND DESCRIPTION

QQQT invests in the technology companies within the Nasdaq-100, offering focused exposure to the technology sector.[2]

Exposure to the world's leading technology companies[2]

Targeted Technology Exposure

Index-based

Last Distribution Per Unit

$0.03000

As at September 30, 2026

GROWTH OF $10K FOR QQQT (CAD Hedged)

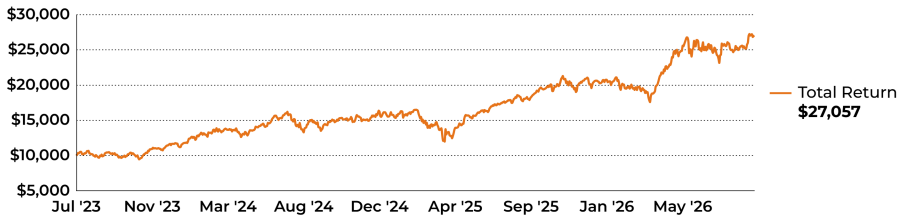

Source: Evolve ETFs, as at September 30, 2026. Performance since inception of QQQT on July 11, 2023. For illustrative purposes only.

The "Growth of $10K" chart shows the total return, including reinvested distributions, of a hypothetical $10,000 investment in securities in this class/series of the fund as at the end of the investment period indicated and is not intended to reflect future values or returns on investment in such securities.

PERFORMANCE (%)

Total Returns	1M	YTD	1Y	3Y	SI[3]
QQQT (CAD Hedged)	6.82	33.38	38.34	39.90	36.16
QQQT.B (CAD Unhedged)	9.82	40.22	44.24	44.42	41.43
QQQT.U (USD Unhedged)	6.95	35.23	41.06	42.20	38.28

Source: Evolve ETFs, as at September 30, 2026. [3] Performance since inception of QQQT, QQQT.B and QQQT.U on July 11, 2023.

TSX QQQT

Evolve NASDAQ Technology Index Fund

As at September 30, 2026

WHY INVEST IN QQQT?

- Technology stocks have driven broader market returns over the past two decades[4]
- Exposure to the growth themes defining the next decade: AI, cloud, semiconductors, cybersecurity, and more
- Diversified technology exposure in a single ticker

INDEX METHODOLOGY

The Index is designed to measure the performance of technology companies within the Nasdaq-100, providing targeted exposure to leading U.S. technology firms. Constituents are selected from the Nasdaq-100 and weighted based on market capitalization, with an adjustment that caps individual issuers at 10% to help manage concentration risk. The index is rebalanced quarterly.[5]

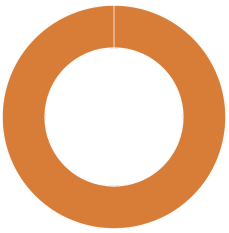

SECTOR ALLOCATION

Name	Weight[6]
Technology	100.00%

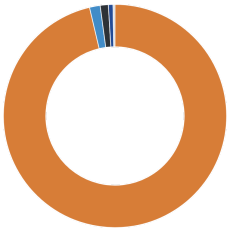

GEOGRAPHIC ALLOCATION

Name	Weight[6]
United States	96.34%
Netherlands	1.54%
Canada	1.18%
Britain	0.67%
Ireland	0.28%

TOP 10 HOLDINGS

	Name	Weight[6]
1	Apple Inc	9.90%
2	NVIDIA Corp	9.70%
3	Microsoft Corp	9.56%
4	Meta Platforms Inc	8.75%
5	Broadcom Inc	8.70%
6	Micron Technology Inc	6.27%
7	Advanced Micro Devices Inc	5.35%
8	Alphabet Inc Class A	4.88%
9	Alphabet Inc Class C	4.55%
10	Intel Corp	3.40%

[4] Source: https://www.investing.com/news/stock-market-news/breaking-down-the-stunning-tech-outperformance-in-last-20-years-3607022 (September 9, 2024)

[5] Source: Nasdaq-100 Technology Sector Adjusted Market-Cap Weighted™ Index, as at September 30, 2026.

[6] Percentages may not add up to 100% due to rounding.

TSX QQQT

Evolve NASDAQ Technology Index Fund

As at September 30, 2026

OUR PRODUCT LINE-UP

Enhanced Yield
Steady income with covered calls.

Enhanced Yield+
High income with covered calls and modest leverage.

Cash Solutions
Preserve capital and earn competitive income on your cash.

Technology
Exposure to innovative technology leaders driving global growth.

Traditional Fixed Income
Designed to provide stable income and capital preservation.

Cryptocurrency
Direct access to leading cryptocurrencies.

ABOUT EVOLVE ETFS

With over $10 billion in assets under management, Evolve specializes in bringing innovative ETFs to Canadian investors. Evolve's suite of ETFs provides investors with access to: (i) index-based income strategies; (ii) long term investment themes; and (iii) some of the world's leading investment managers.

Our team at Evolve is made up of industry veterans with deep experience and proven track records in asset management. Our goal is to bring differentiated investment solutions to Canadians, including partnerships with leading global investment managers, as well as facilitating investments encompassing topics that intersect in Canadians' daily lives. Evolve creates investment products that make a difference.

The world is evolving — your investments should too.

Evolve Funds Group Inc. is the investment fund manager and portfolio manager. Evolve NASDAQ Technology Index Fund ("QQQT") is offered by Evolve Funds Group Inc., and distributed through authorized dealers.

The information contained herein is a general description and is not intended to be specific investment advice to any particular investor nor intended to be investment or tax advice. You should not act or rely on the information contained herein without seeking the advice of an appropriate professional advisor. The information contained herein is intended for informational purposes as a summary only, does not constitute an offer to sell any securities or a legally binding obligation, it is qualified entirely by, and should be read in conjunction with, the more detailed information appearing in the prospectuses found on the Evolve Funds Group Inc website at https://evolveetfs.com/

Leverage increases risk.

The unpredictable nature of the cryptoassets can lead to loss of funds.

Commissions, trailing commissions, management fees and expenses all may be associated with exchange traded funds (ETFs) and mutual funds. Please read the prospectus before investing. The indicated rates of return are the historical annual compound total returns net of fees (except for figures of one year or less, which are simple total returns) including changes in unit value and reinvestment of all distributions and do not take into account sales, redemption, distribution or optional charges or income taxes payable by any securityholder that would have reduced returns. ETFs and mutual funds are not guaranteed, their values change frequently and past performance may not be repeated.

The rates of return shown in the table are used only to illustrate the effects of the compound growth rate and is not intended to reflect future values of the ETF and mutual fund or returns on investment in the ETF and mutual fund.

Certain information contained herein is obtained from third parties. Evolve Funds Group Inc. believes such information to be accurate and reliable as of the date hereof, however, we cannot guarantee that it is accurate or complete or current at all times. The information provided is subject to change without notice.

Certain statements contained herein are forward-looking. Forward-looking statements ("FLS") are statements that are predictive in nature, depend upon or refer to future events or conditions, or that include words such as "may," "will," "should," "could," "expect," "anticipate," "intend," "plan," "believe," or "estimate," or other similar expressions. Statements that look forward in time or include anything other than historical information are subject to risks and uncertainties, and actual results, actions or events could differ materially from those set forth in the FLS. FLS are not guarantees of future performance and are by their nature based on numerous assumptions. Although the FLS contained herein are based upon what Evolve Funds Group Inc. and the portfolio manager believe to be reasonable assumptions, neither Evolve Funds Group Inc. nor the portfolio manager can assure that actual results will be consistent with these FLS. The reader is cautioned to consider the FLS carefully and not to place undue reliance on FLS. Unless required by applicable law, it is not undertaken, and specifically disclaimed that there is any intention or obligation to update or revise FLS, whether as a result of new information, future events or otherwise.

Evolve ETFs

TD Place, 161 Bay Street, Suite 1210, Toronto ON M5J 2S1

416.214.4884 | 1.844.370.4884 | www.evolveetfs.com

EVOLVE ETFs